

SIMPLY
Fitted Wardrobes

QUALITY SLIDING & HINGED BEDROOM FURNITURE

We are proud to offer to you inspired sliding and hinged robes from Simply Fitted Wardrobes. Each beautiful bespoke fitted room we install is created with you, for you.

We understand your needs are unique and that each and every bedroom we install is as unique as you. Our team will ensure every expectation is met and exceeded.

So please take your time browsing our bedroom brochure to get a feel for the quality and style of the designs and colours available.

Remember this is everyone's favourite room in their new home, so let us make it the best it can be.

CONTENTS

HINGED ROBES

Page 4-27

SLIDING ROBES

Page 28-49

BEDROOM FURNITURE

Page 50-57

SUSTAINABILITY

Page 58-59



HINGED WARDROBES

The bedroom is not just the heart of the home - it's your oasis of calm for getting away from it all leaving you feeling rejuvenated and relaxed.

Planning the perfect interior that meets your own specific needs is important, bedrooms are not just for the purpose of sleeping anymore.

Bedrooms have become our own personal havens for private space whether it be to delve into your favourite novel or simply to enjoy a quiet coffee.

BLYTON

CONCETTO

This stylish and popular bedroom range with sleek and flush lines gives any room a contemporary feel.




Eurodekor melamine faced chipboard in a range of flat matt colours which can withstand everyday wear and tear.



Price Group 1



Grey Linen interior as standard



Porcelain



Mussel



Stone



Dove



Pewter



Dusk



Lava



Fjord



Onyx



Denim



Image Featuring a Pewter Finish

COMBE

CONCETTO

Our Combe range embraces a true contemporary design, with its distinctive character Combe brings industrial finishes into the bedroom.



Eurodekor melamine faced chipboard in a range of patterned finishes which can withstand everyday wear and tear.



Price Group 2



Grey Linen interior as standard



Graphitewood



Whitewood



Concrete



Ceramic



Image Featuring a Concrete Finish

CROFT

CONCETTO

Bedroom furniture with a distinctive grained timber, Croft brings the naturalness of woods into the bedroom, from the light colours of Pine Cascina through to the dark Mali Wenge.



Eurodekor melamine faced chipboard with Structure 10 Deepskin Rough finish creating a more realistic and natural feel.



Price Group 2



Grey Linen interior as standard



Mali Wenge



Brown Davos



Grey Nebraska



Natural Nebraska



Grey Bardolino
Oak



Pine Cascina



Image Featuring a Grey Nebraska Finish

HINGED

MALLORY

CONCETTO

Mallory with its distinctive surfaces really does dominate the eye and shout luxury. Textured giving a natural feel it is available in six different finishes offering a natural look.



Eurodekor melamine faced chipboard with Structure 37 Feelwood Rift offers texture, knots and grain for authenticity, also the XL format means less repetition.



Price Group 3



Grey Linen interior as standard



Nordic Pine



Scandinavian Pine



Norwegian Oak



Icelandic White Oak



Macassar Pine



Black Ash



Image Featuring a Norwegian Oak Finish

OULTON

CONCETTO

Experience the minimalistic charm of our Oulton range, with its lustrous gloss and matt finishes you can create a crisp, clean aesthetic look which compliments any space.



PerfectSense lacquered matt or gloss, melamine resin coated MDF boards. CCI UV coating technology ensures the surfaces are resistant to micro-scratches and retain their matt/gloss effect.



Price Group 4



Grey Linen interior as standard



Alpine
Gloss



Cashmere
Gloss



Dove
Gloss




Stone
Gloss



Graphite
Gloss




Dusk
Gloss



Alpine
Matt



Cashmere
Matt



Dove
Matt



Stone
Matt



Graphite
Matt



Dusk
Matt



Image Featuring Gloss & Matt Graphite

ROCKINGHAM

HERITAGE

Rockingham shouts clean lines and unrivalled attention to detail this. Bedrooms design features appealing panels, which add a timeless decorative touch to the wardrobe doors.



Vinyl pressed doors with shaker panel, available in super matt or with ash embossed grain detail for a natural painted timber look.




Price Group 5



Textured Oak interior as standard

Super Matt




Cashmere



Dove Grey



Fjord



Mussel



White

Ash Embossed



Cashmere



Dove Grey



Fjord



Mussel



White



Image Featuring Ash Embossed Fjord

HINGED

SILVERSTONE

HERITAGE

Thanks to its pure, clean and spacious appearance your Silverstone bedroom will radiate an air of peace and tranquillity. Shaker style and available in 10 finishes.



Premium 20mm thick solid oak door with veneered centre panel, available in a natural oak or painted finish. Smooth available upon request.



Price Group 6



Textured Oak interior as standard



James White



Pavilion Grey



Cornforth White



Lamp Room Grey



Purbeck Stone



Moles Breath



Charleston Grey



Lulworth Blue



Stiffkey Blue



Natural Oak



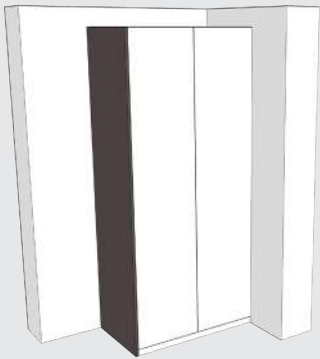
Image Featuring Stiffkey Blue & Natural Oak

DIMENSIONS

All our furniture is built with durability in mind. Every single piece we create is ‘Quality Tested’ it’s the only way we can ensure our reputation for producing quality furniture remains.


Key Features:

- Delivered flat packed
- Durable Materials
- Integrated soft close door & drawers by Blum
- Textured true cabinet feel
- British Made



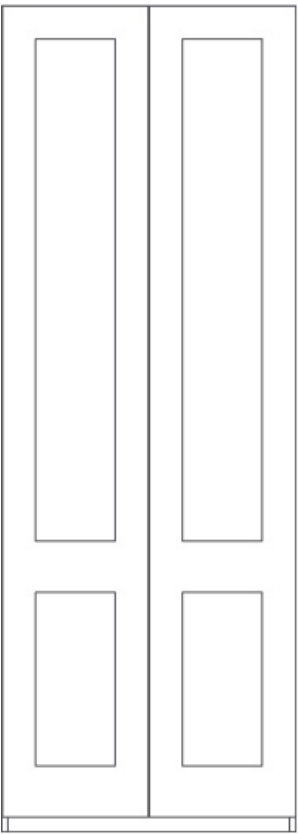
Please note: Plant on end panel should be included whenever a wardrobe has exposed sides (not up against a wall)

SINGLE



Code	Width	Depth	Height
SFC400	400mm	610mm	2265mm
SFC500	500mm	610mm	2265mm
SFC600	600mm	610mm	2265mm

DOUBLE



Code	Width	Depth	Height
DFC800	800mm	610mm	2265mm
DFC900	900mm	610mm	2265mm
DFC1000	1000mm	610mm	2265mm



HINGED


INTERNALS

All our hinged wardrobes come with single hanging as standard, we offer 7 upgrade options to allow maximum versatility helping you to creating a dressing area which works specifically to your needs.

Bespoke internals are available upon request.

STANDARD

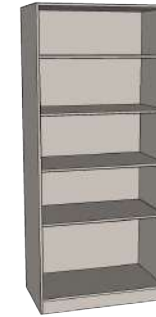
*STD



As standard our wardrobe interiors come with a single hanging rail and top shelf. Available in a single or double wardrobe.

UPGRADE 2

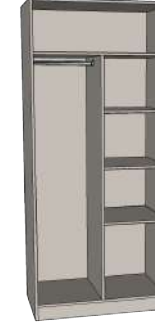
*UG2



Upgrade 2 is a fully shelved option perfect for maximising storage. Available in a single or double wardrobe.

UPGRADE 3

*UG3



Upgrade 3 offers a combination of full length hanging with a shelved wardrobe. Available only as double wardrobe.

UPGRADE 4

*UG4



Upgrade 4 offers a combination of full length hanging and shelving with the addition of a drawer pack. Available only as double wardrobe.

UPGRADE 1

*UG1



Upgrade 1 offers double hanging with a mid level shelf. Available in a single or double wardrobe.

UPGRADE 5

*UG5



Upgrade 5 offers a useful layout for a single wardrobe with half height hanging & floating drawers with space for shoes below.

UPGRADE 6

*UG6



Upgrade 6 offers half height hanging with a shelf above and a 3 drawer pack for maximum storage. Single wardrobe only.

UPGRADE 7

*UG7



Upgrade 7 offers a triple drawer pack with shelving above, a useful design to a single wardrobe.



HANDLES

Our range of stylish handles are the ideal finishing touch to your new bedroom suite.

Available in a large varitiy of different sizes, colours and finishes the Simply Fitted Wardrobes handle range has something for every style of door, whether you are looking for something small and discrete or a large statement handle, we have a design to suit all tastes.

Bespoke handles available upon request.



RITTA



Length	130 mm
Hole Spacing	64 mm
Height	18 mm
Depth	42 mm
Finish	Matt Black / Chrome / Stainless Steel

RUBY



Length	120 mm
Hole Spacing	96 mm
Height	39 mm
Depth	19 mm
Finish	Brushed Copper / Bronze / Polished Nickel

GRAF



Diameter	17 mm
Depth	28 mm
Finish	Brushed Brass/ Matt Brass/ Chrome

BOROS



Length	362 mm
Hole Spacing	320 mm
Height	14 mm
Depth	36 mm
Finish	Stainless Steel

CHELSEA



Length	352 mm
Hole Spacing	288 mm
Depth	28 mm
Thickness	8 mm
Finish	Polished Chrome

CHISWICK



Length	232 mm
Height	21 mm
Depth	29mm
Finish	Polished Chrome / Stainless Steel Effect

PIMLICO



Length	424 mm
Hole Spacing	384 mm
Depth	33 mm
Diameter	18 mm
Finish	Stainless Steel

KNIGHTSBRIDGE



Length	129 mm
Hole Spacing	96 mm
Height	20 mm
Depth	23 mm
Finish	Stainless Steel

CHATSWORTH



Length	92 mm
Height	41 mm
Depth	27 mm
Finish	Brushed Copper / Polished Nickel

HARLEY



Diameter	30 mm
Height	42 mm
Finish	Polished Chrome

ORIEL



Diameter	32 mm
Depth	26 mm
Finish	Stainless Steel / Chrome / Matt Nickel

RUGBY



Diameter	32 mm
Depth	35 mm
Finish	Polished Nickel / Stainless Steel Effect

SELECTION PATH

Our simple 4 step process makes it easy to order your perfect bespoke wardrobe combination.

Simply choose either single or double wardrobe and then quote your Range & Colour, Handle Option and finally an Interior Option.

1 Wardrobe Type



Single Wardrobe

Our single wardrobe is available in widths of 400 / 500 / 600 and at a height of 2265mm. Ceiling filler are available at an extra cost.



Double Wardrobe

Our double wardrobe is available in widths of 800 / 900 / 1000 and at a height of 2265mm. Ceiling filler are available at an extra cost.

2 Range & Colour CONCETTO

BLYTON (Price Group 1)



COMBE (Price Group 2)



CROFT (Price Group 2)



MALLORY (Price Group 3)



OULTON* (Price Group 4)



2 Range & Colour HERITAGE


ROCKINGHAM (Price Group 5)



SILVERSTONE (Price Group 6)



3 Handle Options



4 Interior Options

STANDARD



*STD
Single hanging with shelf.
Single or Double

UPGRADE 1



*UG1
Double hanging with mid shelf.
Single or Double

UPGRADE 2



*UG2
Fully Shelved.
Single or Double

UPGRADE 3



*UG3
Single hanging and shelved 50/50 split.
Double only

UPGRADE 4



*UG4
Single hanging with drawer pack and shelving above. Double only

UPGRADE 5



*UG5
Half height hanging with floating drawers below.
Single only

UPGRADE 6



*UG6
Single hanging with drawer pack below.
Single only

UPGRADE 7



*UG7
Shelved wardrobe with drawer pack below.
Single only



SLIDING WARDROBES

The bedroom is not just the heart of the home - it's your oasis of calm for getting away from it all leaving you feeling rejuvenated and relaxed.

Planning the perfect interior that meets your own specific needs is important, bedrooms are not just for the purpose of sleeping anymore.

Bedrooms have become our own personal havens for private space whether it be to delve into your favourite novel or simply to enjoy a quiet coffee.

BLYTON

CONCETTO

The stylish selection of popular finishes here give these doors a contemporary feel. The clean lines offer a minimalistic look to your room.




Eurodekor melamine faced chipboard in a range of flat matt colours which can withstand everyday wear and tear.



Price Group 1



Grey Linen interior as standard




Porcelain



Mussel



Stone



Dove



Pewter



Dusk



Lava



Fjord



Onyx



Denim



Image Featuring Lava & Bronze Tinted Mirror

COMBE

CONCETTO

Embrace a true contemporary design with natural & industrial finishes, adding distinctive character to your bedroom.



Eurodekor melamine faced chipboard in a range of patterned finishes which can withstand everyday wear and tear.



Price Group 2



Grey Linen interior as standard



Graphitewood



Whitewood



Concrete



Ceramic



Image Featuring Ceramic & Grey Tinted Mirror

SLIDING

CROFT

CONCETTO

Robes with a distinctive finish, from muted Natural Nebraska to a Mali Wenge these wood grains will offer true warmth to any bedroom.



Eurodekor melamine faced chipboard with Structure 10 Deepskin Rough finish creating a more realistic and natural feel.



Price Group 2



Grey Linen interior as standard



Mali Wenge



Brown Davos



Grey Nebraska



Natural Nebraska



Grey Bardolino
Oak



Pine Cascina



Image Featuring Natural Nebraska & White Glass

SLIDING

MALLORY

CONCETTO

A distinctive match for modern homes, these surfaces really dominate the eye and shout luxury.



Eurodekor melamine faced chipboard with Structure 37 Feelwood Rift offers texture, knots and grain for authenticity, also the XL format means less repetition.



Price Group 3



Grey Linen interior as standard



Nordic Pine



Scandinavian Pine



Norwegian Oak



Icelandic White Oak



Macassar Pine



Black Ash



Image Featuring Icelandic White Oak

SLIDING

OULTON

CONCETTO

Experience the minimalistic charm of our Oulton range from lustrous gloss and matt finishes you can create a crisp, clean aesthetic that compliments any space.



PerfectSense lacquered matt or gloss, melamine resin coated MDF boards. CCI UV coating technology ensures the surfaces are resistant to micro-scratches and retain their matt/gloss effect.



Price Group 4



Grey Linen interior as standard



Alpine
Gloss



Cashmere
Gloss



Dove
Gloss



Stone
Gloss



Graphite
Gloss




Dusk
Gloss



Alpine
Matt



Cashmere
Matt



Dove
Matt



Stone
Matt



Graphite
Matt



Dusk
Matt




Image Featuring Dusk Gloss & Matt

SLIDING


DIMENSIONS

Choose from a full decor board panel door or alternatively introduce a band of back painted glass to create a striking combination.


Neutral Colour Collection




Pure White
RAL 9010




Agate Grey
RAL 7038




Slate Grey
RAL 7015




Black Grey
RAL 7021




Cream
RAL 9001



Stone Grey
RAL 7030




Beige Grey
RAL 7038




Ocean Blue
RAL 5020


Uber Colour Collection




Distant Blue
RAL 5023




Mint Green
RAL 6029




Umber
RAL 2004




Red Brown
RAL 8012




Violet Blue
RAL 5000



Green Blue
RAL 5001



Signal Violet
RAL 4008



Copper
RAL 8029

Bespoke colours available upon request

FULL PANEL DECOR BOARD



Code	Width	Depth	Height
S2D1040S01	1040mm	610mm	2265mm
S2D1200S01	1200mm	610mm	2265mm
S2D1360S01	1360mm	610mm	2265mm
S2D1520S01	1520mm	610mm	2265mm
S2D1680S01	1680mm	610mm	2265mm
S2D1840S01	1840mm	610mm	2265mm
S2D2000S01	2000mm	610mm	2265mm

GLASS STRIPE



Code	Width	Depth	Height
S2D1040S03	1040mm	610mm	2265mm
S2D1200S03	1200mm	610mm	2265mm
S2D1360S03	1360mm	610mm	2265mm
S2D1520S03	1520mm	610mm	2265mm
S2D1680S03	1680mm	610mm	2265mm
S2D1840S03	1840mm	610mm	2265mm
S2D2000S03	2000mm	610mm	2265mm



SLIDING


DIMENSIONS

Choose from a fully mirrored door or alternatively introduce a more subtle band of mirror to create a striking combination.

Simple Collection



Colour Tint Collection




Antique Collection



Bespoke colour available upon request

MIRROR STRIPE



Code	Width	Depth	Height
S2D1040S02	1040mm	610mm	2265mm
S2D1200S02	1200mm	610mm	2265mm
S2D1360S02	1360mm	610mm	2265mm
S2D1520S02	1520mm	610mm	2265mm
S2D1680S02	1680mm	610mm	2265mm
S2D1840S02	1840mm	610mm	2265mm
S2D2000S02	2000mm	610mm	2265mm

FULL PANEL MIRROR



Code	Width	Depth	Height
S2D1040S04	1040mm	610mm	2265mm
S2D1200S04	1200mm	610mm	2265mm
S2D1360S04	1360mm	610mm	2265mm
S2D1520S04	1520mm	610mm	2265mm
S2D1680S04	1680mm	610mm	2265mm
S2D1840S04	1840mm	610mm	2265mm
S2D2000S04	2000mm	610mm	2265mm



SLIDING

INTERNALS

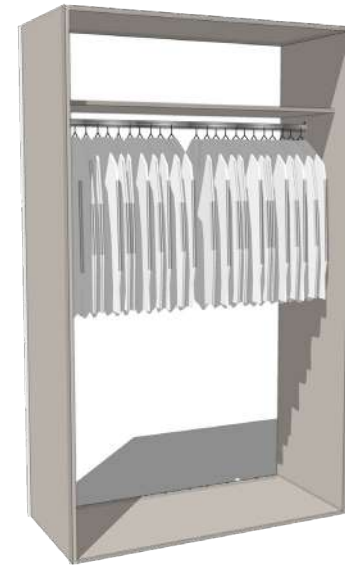
To create the perfect wardrobe we offer 3 internal options for your interior, all of which are cleverly flexible and practical in design.

All sliding wardrobes have linen internals as standard.

Bespoke options are available upon request.



SINGLE HANGING STANDARD

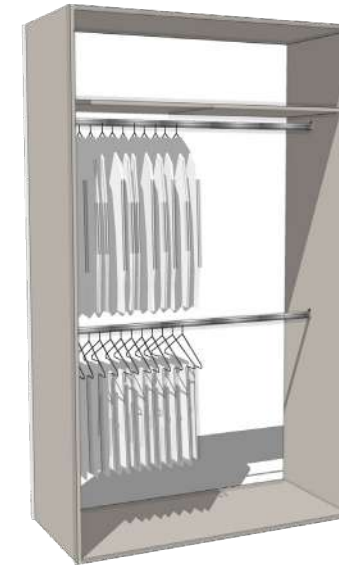


*SH

Single hanging is our standard wardrobe internal, offering maximum flexibility by allowing storage of various length garments all within one wardrobe.

Shelf above provides extra storage while shoes and boxes can be stored on the base shelf.

DOUBLE HANGING UPGRADE

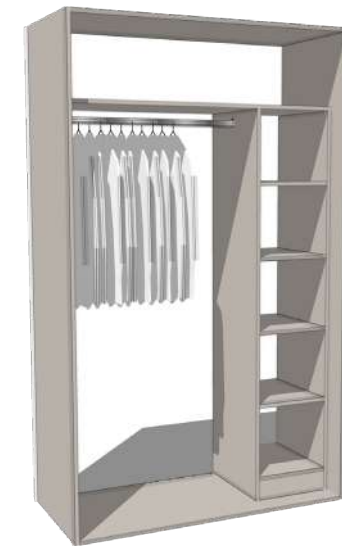


*DH

Double hanging offers maximum storage within our wardrobes with two metal rails.

Shelf above provides extra storage while shoes and boxes can be stored on the base shelf.

SINGLE + SHELVING UPGRADE



*FS

Our shelved internal option offers true flexibility with plenty of storage for jumpers and boxes within our shelved unit whilst still maintaining an adequate amount of single hanging.

Shelf above for extra storage.

SLIDING OR FRAMED SLIDING WARDROBES?

We offer two types of sliding wardrobes to suit different scenarios and budgets allowing you to maximise your storage space without compromise.

Our Standard sliding wardrobe is our most common offering and features a full carcass (excluding back) for added luxury and rigidity.

Our framed sliding wardrobe is a more cost effective option and features only a 120mm frame from which the sliding doors hang from, these are better suited to be used within an alcove.

Ceiling filler can be used to allow full integration.

If you are unsure which style would best suit your room feel free to speak to one of our team who would be happy to help.

STANDARD SLIDING WARDROBE



Our standard sliding wardrobe comes with full depth sides, top and base allowing it to be used as a freestanding wardrobe or against a single wall as shown to the left.



FRAMED SLIDING WARDROBE



Our framed sliding wardrobe is a cost effective way to utilise any alcove space you might have, the illustration to the right shows how the 120mm framework conceals the doors, internals are fixed to the wall and sit on your existing flooring.



SELECTION PATH

Our simple 4 step process makes it easy to order your perfect bespoke wardrobe combination.

Simply choose either sliding or framed sliding and then quote your Range & Colour, Size & Door Style and finally an Interior Option.

For mirror or glass options please see page 40-42.

1 Wardrobe Type



Sliding Robe

Includes frontal matching base, sides and top
Perfect as a free standing robe or up against a single wall. Filler panels are optional.




Framed Sliding Robe


120mm frontal matching frame from which the doors are hung, does not include any base, side or top. Ideally placed within an alcove with the use of filler panels.

2 Range & Colour

BLYTON (Price group 1)



COMBE (Price group 2)



CROFT (Price group 2)



MALLORY (Price group 3)



OULTON* (Price group 4)



3 Size & Door Style

FULL PANEL DECOR BOARD



Code	Width	Depth	Height
S2D1040S01	1040mm	610mm	2265mm
S2D1200S01	1200mm	610mm	2265mm
S2D1360S01	1360mm	610mm	2265mm
S2D1520S01	1520mm	610mm	2265mm
S2D1680S01	1680mm	610mm	2265mm
S2D1840S01	1840mm	610mm	2265mm
S2D2000S01	2000mm	610mm	2265mm

GLASS STRIPE



Code	Width	Depth	Height
S2D1040S03	1040mm	610mm	2265mm
S2D1200S03	1200mm	610mm	2265mm
S2D1360S03	1360mm	610mm	2265mm
S2D1520S03	1520mm	610mm	2265mm
S2D1680S03	1680mm	610mm	2265mm
S2D1840S03	1840mm	610mm	2265mm
S2D2000S03	2000mm	610mm	2265mm

MIRROR STRIPE



Code	Width	Depth	Height
S2D1040S02	1040mm	610mm	2265mm
S2D1200S02	1200mm	610mm	2265mm
S2D1360S02	1360mm	610mm	2265mm
S2D1520S02	1520mm	610mm	2265mm
S2D1680S02	1680mm	610mm	2265mm
S2D1840S02	1840mm	610mm	2265mm
S2D2000S02	2000mm	610mm	2265mm


FULL MIRROR PANEL



Code	Width	Depth	Height
S2D1040S04	1040mm	610mm	2265mm
S2D1200S04	1200mm	610mm	2265mm
S2D1360S04	1360mm	610mm	2265mm
S2D1520S04	1520mm	610mm	2265mm
S2D1680S04	1680mm	610mm	2265mm
S2D1840S04	1840mm	610mm	2265mm
S2D2000S04	2000mm	610mm	2265mm

4 Interior Options

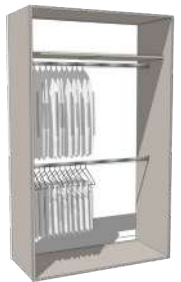
STANDARD



*SH

Single hanging with shelf

UPGRADE 1



*DH

Double hanging with shelf

UPGRADE 2



*FS

Shelved section with single hanging and shelf above


HEADBOARDS

Choose from 3 different headboard designs, available in a range of finishes.

Frame Colour

Headboard frames are available in any colour from any of our wardrobe ranges allowing true flexibility when designing your bedroom.

Fabric Options



Regal Leather Steel Leather Plain Lichen Amalfi Anthracite Amalfi Battleship Amalfi Dove



Amalfi Sapphire Amalfi Tangerine Lindale Fog Lindale Tartan Alessia Aubergine Alessia Smoke

Bespoke options available upon request

ARDEN



Horizontal boarded headboard.
Image shown in Macassar Pine.

Code	Width	Height	Depth
Super King HB1SK	2400mm	1400mm	50mm
King HB1K	2100mm	1400mm	50mm
Double HB1D	1950mm	1400mm	50mm
Single HB1S	1500mm	1400mm	50mm

BANTAM



Framed headboard with landscape upholstered fabric pads to the center.
Image shows Black Ash frame with Alessia Aubergine fabric pads.

Code	Width	Height	Depth
Super King HB2SK	2400mm	1400mm	50mm
King HB2K	2100mm	1400mm	50mm
Double HB2D	1950mm	1400mm	50mm
Single HB2S	1500mm	1400mm	50mm

DAYTON



Framed headboard with vertical upholstered fabric pads to the center.
Image shows Alpine White frame with Regal Leather fabric pads.

Code	Width	Height	Depth
Super King HB3SK	2400mm	1400mm	50mm
King HB3K	2100mm	1400mm	50mm
Double HB3D	1950mm	1400mm	50mm
Single HB3S	1500mm	1400mm	50mm

BEDSIDE CABINETS

Choose from 3 different bedside cabinet options to suit your needs, available in a range of finishes.

Handles options can be found on page 24

Colour Match

Colour match allows you to choose a cabinet finished in any colour from any range with sides, top and plinth matching the frontals.

Colour Contrast

Colour contrast allows you to mix the colours of your cabinet frontals and gables to create a unique cabinet design. Choose from a range of timber finishes with painted gloss or matt colours.

Sides, Top & Plinth Finish



Frontal Finish (Matt or Gloss)



Bespoke options available upon request

ENFIELD



Bedside Cabinet with 1No 215, 1No 175 & 1No 115 drawer fronts.

Image shows Concrete finish

Code	Width	Depth	Height
BED400D3	436mm	350mm	500mm
BED500D3	536mm	350mm	500mm
BED600D3	636mm	350mm	500mm
BED800D3	836mm	350mm	500mm

GODSAL



Bedside Cabinet with 2No 215 drawer fronts.

Image shows Icelandic White Oak

Code	Width	Depth	Height
BED400D2	436mm	350mm	500mm
BED500D2	536mm	350mm	500mm
BED600D2	636mm	350mm	500mm
BED800D2	836mm	350mm	500mm

HEALEY



Bedside Cabinet, open, with 1No 115 drawer front.

Image shows Grey Nebraska & Matt Dove

Code	Width	Depth	Height
BEDO400D1	436mm	350mm	500mm
BEDO500D1	536mm	350mm	500mm
BEDO600D1	636mm	350mm	500mm
BEDO800D1	836mm	350mm	500mm

DRAWER CHESTS

Choose from 2 different drawer chest options to suit your needs, available in a range of finishes.

Handles options can be found on page 24

Colour Match

Colour match allows you to choose a cabinet finished in any colour from any range with sides, top and plinth matching the frontals.

Colour Contrast

Colour contrast allows you to mix the colours of your cabinet frontals and gables to create a unique cabinet design. Choose from a range of timber finishes with painted gloss or matt colours.

Sides, Top & Plinth Finish



Frontal Finish (Matt or Gloss)



Bespoke options available upon request

JENSEN



4 Drawer Chest with 2No 215,
1No 175 & 1No 115 drawer front.

Image shows Natural Nebraska
with Gloss Dove

Code	Width	Depth	Height
DC500D4	536mm	500mm	800mm
DC600D4	636mm	500mm	800mm
DC800D4	836mm	500mm	800mm
DC900D4	936mm	500mm	800mm

LADAS



3 Drawer Chest with
3No 242 drawer fronts.

Image shows Mali Wenge
with Gloss Dove

Code	Width	Depth	Height
DC500D3	536mm	500mm	800mm
DC600D3	636mm	500mm	800mm
DC800D3	836mm	500mm	800mm
DC900D3	936mm	500mm	800mm



DRESSING TABLES

Choose from 3 different dressing table options to suit your needs, available in a range of finishes.

Handles options can be found on page 24

Colour Match

Colour match allows you to choose a cabinet finished in any colour from any range with sides, top and plinth matching the frontals.

Colour Contrast

Colour contrast allows you to mix the colours of your cabinet frontals and gables to create a unique cabinet design. Choose from a range of timber finishes with painted gloss or matt colours.

Sides, Top & Plinth Finish



Frontal Finish (Matt or Gloss)



Bespoke options available upon request

NEALE



Dressing table includes 1No 115mm drawer, end & back panels including worktop.

Image shown in Gloss Alpine

Code	Width	Depth	Height
DT800D	836mm	500mm	800mm
DT900D	936mm	500mm	800mm
DT1000D	1036mm	500mm	800mm

RUSSON



Dressing table includes 1No 115x800 drawer & additional 300/400/500mm wide 4 drawer pack.

Image shown in Natural Nebraska

Code	Width	Depth	Height
DT11003D4	1154mm	500mm	800mm
DT12003D4	1254mm	500mm	800mm
DT13003D4	1354mm	500mm	800mm

VALE



Single over knee hole drawer 115x800.

Image shown in Macassar Pine with Matt Graphite wardrobes

Code	Width	Depth	Height
DT800KH1	*800mm	500mm	800mm

*Filler panels can be added as shown in the above image.



SUSTAINABLE PRODUCTS MANUFACTURED IN THE UK

Our experienced designers are experts in providing the maximum amount of storage space even in the most awkward shaped and smallest of rooms. All of our experienced highly skilled furniture craftsmen will install your new fitted bedrooms to the highest of finishes.

We like to leave a gentle footprint on the planet, so all of our materials are obtained from sustainable sources and we ensure that our products are made in the most efficient way possible without compromising quality.

Our British made product is true to its name with skilled craftsmen producing fine furniture to your exact requirements, at Simply Fitted Wardrobes our designs have no limitations.

Our aim is to not only provide a product and service which is second to none but also simple from start to finish.



SIMPLY
Fitted Wardrobes